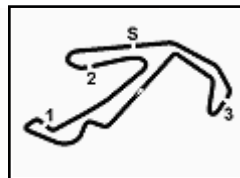




3.1



ACI Racing Weekend Misano, 4-5 Maggio 2024

TCR Italy - Classifica Qualifiche

Misano Circuit Sic 58 4.226 m

1 / 2

No.	Driver	Nat	Entrant	Team	Car	Class	Time	Gap	Rel.	Laps
1	76 LEY Alex	GBR	Target	Target	Hyundai Elantra N	TCR	1'40.158			9
2	17 TAYLOR Nicolas	CAN	Best Lap	PMA Motorsport	Audi RS3 LMS	TCR	1'40.474	0.316	0.316	9
3	7 KIM Hwarang	KOR	Target	Target	Hyundai Elantra N	TCR	1'40.523	0.365	0.049	9
4	8 BALDAN Nicola	ITA	Aikoa Racing	Aikoa Racing	Audi RS3 LMS	TCR	1'40.564	0.406	0.041	10
5	27 VOLT Ruben	EST	ALM Motorsport	ALM Motorsport	Honda Civic FL5	TCR	1'40.603	0.445	0.039	5
6	4 TAVANO Salvatore	ITA	Tavano Salvatore		Cupra Leon VZ	TCR	1'40.642	0.484	0.039	11
7	87 PARK Junui	KOR	Solite Indigo Racing	Solite Indigo Racing	Hyundai Elantra N	TCR	1'40.796	0.638	0.154	5
8	82 CIMENES Jacopo	ITA	MM Motorsport	MM Motorsport	Honda Civic FL5	TCR	1'40.988	0.830	0.192	10
9	11 ROCCA Paolo	ITA	ALM Motorsport	ALM Motorsport	Honda Civic FL5	TCR	1'40.999	0.841	0.011	10
10	44 IMBERTI Michele	ITA	Kombat Motorsport		Hyundai Elantra N	TCR	1'41.048	0.890	0.049	11
11	97 PARK Junesung	KOR	Solite Indigo Racing	Solite Indigo Racing	Hyundai Elantra N	TCR	1'41.223	1.065	0.175	7
12	90 BABUIN Denis	ITA	Babuin Denis	Planet Motorsport	Audi RS3 LMS	TCR	1'41.338	1.180	0.115	11
13	64 LOSONCZY Levente	HUN	ALM Motorsport	ALM Motorsport	Honda Civic FL5	TCR	1'41.458	1.300	0.120	10
14	38 BARBERI Filippo	ITA	Aikoa Racing	Aikoa Racing	Audi RS3 LMS	TCR	1'41.763	1.605	0.305	10
15	72 PELATTI Sandro	ITA	Pelatti Sandro	PMA Motorsport	Audi RS3 LMS	TCR	1'41.828	1.670	0.065	10
16	12 COVINI Gabriele	ITA	BRC Racing Team		Hyundai Elantra N	TCR	1'41.869	1.711	0.041	10
17	69 FOSSATI Tommaso	ITA	Fossati Tommaso	FOX Racing Team	Audi RS3 LMS	TCR	1'41.884	1.726	0.015	11
18	5 BARBERINI Cosimo	ITA	Barberini Cosimo	NOS	Cupra Leon Competition	TCR	1'41.923	1.765	0.039	10
19	67 PELLEGRINI Marco	ITA	Pellegrini Marco	Pinetti Motorsport	Audi RS3 LMS	TCR	1'42.002	1.844	0.079	11
20	91 MARTINEZ Luciano	ARG	Martinez Luciano	Pinetti Motorsport	Audi RS3 LMS	TCR	1'42.152	1.994	0.150	10
21	81 REDUZZI Damiano	ITA	Reduzzi Damiano	Trico WRT	Hyundai Elantra N	TCR	1'42.170	2.012	0.018	11
22	77 DANOVA Federico	ITA	MM Motorsport	MM Motorsport	Honda Civic FK7	TCR	1'42.268	2.110	0.098	10
23	3 GURRIERI Raffaele	ITA	Gurrieri Raffaele		Cupra Leon VZ	TCR	1'43.613	3.455	1.345	9
24	24 CITERA Antonio	AUT	RTM Motorsport	RTM Motorsport	Honda Civic FK7	TCR	1'45.395	5.237	1.782	11
25	9 POLONI Matteo	ITA	Poloni Matteo		Audi RS3 LMS	TCR				0

Qualifying Lap Time (117% of 1'40.385): 1'57.451

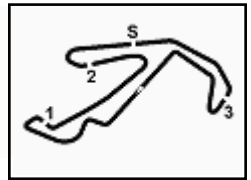
Humidity:	52%	AIR	17°C
Condition:	DRY	Track	27°C

Stewards : Ronny Guarini Franco Leoni Rino Mastronardi

03/05/2024 Start 18:30 End 18:56



Powered by FICr PERUGIA TIMING


ACI Racing Weekend Misano, 4-5 Maggio 2024
TCR Italy - Classifica Qualifiche

Misano Circuit Sic 58 4.226 m

2 / 2

Penalty and Infringement

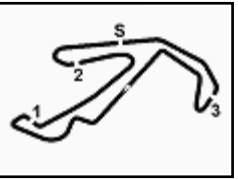
18.35	76 A. LEY	Lap (1'41.198) and Following Deleted - Exceeded Track Limits - Turn 16
18.41	24 A. CITERA	Time Deleted (1'46.012) - Exceeded Track Limits - Turn 8
18.42	44 M. IMBERTI	Time Deleted (3'29.402) - Exceeded Track Limits - Turn 8
18.46	81 D. REDUZZI	Time Deleted (1'42.315) - Exceeded Track Limits - Turn 6
18.48	24 A. CITERA	Time Deleted (1'45.325) - Exceeded Track Limits - Turn 8
18.49	91 L. MARTINEZ	Lap (1'42.207) and Following Deleted - Exceeded Track Limits - Turn 16
18.50	12 G. COVINI	Time Deleted (1'41.714) - Exceeded Track Limits - Turn 8
18.50	97 J. PARK	Time Deleted (1'41.427) - Exceeded Track Limits - Turn 8
18.50	76 A. LEY	Time Deleted (1'56.141) - Exceeded Track Limits - Turn 6
18.50	64 L. LOSONCZY	Time Deleted (1'43.547) - Exceeded Track Limits - Turn 6
18.52	12 G. COVINI	Lap (1'41.572) and Following Deleted - Exceeded Track Limits - Turn 16
18.52	5 C. BARBERINI	Time Deleted (1'44.707) - Exceeded Track Limits - Turn 8
18.53	69 T. FOSSATI	Lap (1'41.774) and Following Deleted - Exceeded Track Limits - Turn 16
18.53	12 G. COVINI	Current Lap Deleted - Exceeded Track Limits - Turn 16
18.54	77 F. DANOVA	Lap (1'43.342) and Following Deleted - Exceeded Track Limits - Turn 16
18.54	72 S. PELATTI	Time Deleted (1'42.584) - Exceeded Track Limits - Turn 8
18.54	11 P. ROCCA	Current Lap Deleted - Exceeded Track Limits - Turn 6

Fastest Laps Sequence

No.	Entrant	Nat	Team	Car	Local Time	Time	Gap	Avg
76	A. LEY	GBR	Target	Hyundai Elantra N	18:33'48.148	1'41.866		149,349
7	H. KIM	KOR	Target	Hyundai Elantra N	18:35'35.021	1'41.619	-0.247	149,712
97	J. PARK	KOR	Solite Indigo Racing	Hyundai Elantra N	18:38'20.323	1'41.326	-0.293	150,145
11	P. ROCCA	ITA	ALM Motorsport	Honda Civic FL5	18:39'46.490	1'41.268	-0.058	150,231
76	A. LEY	GBR	Target	Hyundai Elantra N	18:42'34.690	1'40.784	-0.484	150,953
7	H. KIM	KOR	Target	Hyundai Elantra N	18:42'50.213	1'40.523	-0.261	151,344
17	N. TAYLOR	CAN	PMA Motorsport	Audi RS3 LMS	18:44'32.095	1'40.474	-0.049	151,418
76	A. LEY	GBR	Target	Hyundai Elantra N	18:49'28.523	1'40.158	-0.316	151,896

Stewards : Ronny Guarini Franco Leoni Rino Mastronardi

 Start 18:30 End 18:56
 03/05/2024


ACI Racing Weekend Misano, 4-5 Maggio 2024
TCR Italy - Best Sectors & Speed Qualifiche

Misano Circuit Sic 58 4.226 m

BEST LAP

1	76 LEY Alex	Hvundai Elantra N	1'40.158
2	17 TAYLOR Nicolas	Audi RS3 LMS	1'40.474
3	7 KIM Hwarang	Hvundai Elantra N	1'40.523
4	8 BALDAN Nicola	Audi RS3 LMS	1'40.564
5	27 VOLT Ruben	Honda Civic FL5	1'40.603
6	4 TAVANO Salvatore	Cupra Leon VZ	1'40.642
7	87 PARK Junui	Hvundai Elantra N	1'40.796
8	82 CIMENES Jacopo	Honda Civic FL5	1'40.988
9	11 ROCCA Paolo	Honda Civic FL5	1'40.999
10	44 IMBERTI Michele	Hvundai Elantra N	1'41.048
11	97 PARK Junesung	Hvundai Elantra N	1'41.223
12	90 BABUIN Denis	Audi RS3 LMS	1'41.338
13	64 LOSONCZY Levente	Honda Civic FL5	1'41.458
14	38 BARBERI Filippo	Audi RS3 LMS	1'41.763
15	72 PELATTI Sandro	Audi RS3 LMS	1'41.828
16	12 COVINI Gabriele	Hvundai Elantra N	1'41.869
17	69 FOSSATI Tommaso	Audi RS3 LMS	1'41.884
18	5 BARBERINI Cosimo	Cupra Leon Competition	1'41.923
19	67 PELLEGRINI Marco	Audi RS3 LMS	1'42.002
20	91 MARTINEZ Luciano	Audi RS3 LMS	1'42.152
21	81 REDUZZI Damiano	Hvundai Elantra N	1'42.170
22	77 DANOVA Federico	Honda Civic FK7	1'42.268
23	3 GURRIERI Raffaele	Cupra Leon VZ	1'43.613
24	24 CITERA Antonio	Honda Civic FK7	1'45.395
25	9 POLONI Matteo	Audi RS3 LMS	

SPEED

1	38 BARBERI Filippo	Audi RS3 LMS	201,9
2	8 BALDAN Nicola	Audi RS3 LMS	201,5
3	4 TAVANO Salvatore	Cupra Leon VZ	201,1
4	17 TAYLOR Nicolas	Audi RS3 LMS	200,7
5	91 MARTINEZ Luciano	Audi RS3 LMS	200,4
6	27 VOLT Ruben	Honda Civic FL5	200,4
7	11 ROCCA Paolo	Honda Civic FL5	200,4
8	90 BABUIN Denis	Audi RS3 LMS	200,0
9	67 PELLEGRINI Marco	Audi RS3 LMS	200,0
10	72 PELATTI Sandro	Audi RS3 LMS	199,6
11	69 FOSSATI Tommaso	Audi RS3 LMS	199,6
12	82 CIMENES Jacopo	Honda Civic FL5	199,3
13	12 COVINI Gabriele	Hyundai Elantra N	199,3
14	3 GURRIERI Raffaele	Cupra Leon VZ	199,3
15	76 LEY Alex	Hyundai Elantra N	198,9
16	87 PARK Junui	Hyundai Elantra N	198,5
17	64 LOSONCZY Levente	Honda Civic FL5	198,2
18	97 PARK Junesung	Hyundai Elantra N	198,2
19	44 IMBERTI Michele	Hyundai Elantra N	198,2
20	24 CITERA Antonio	Honda Civic FK7	197,4
21	7 KIM Hwarang	Hyundai Elantra N	197,4
22	5 BARBERINI Cosimo	Cupra Leon Competition	197,1
23	81 REDUZZI Damiano	Hyundai Elantra N	197,1
24	77 DANOVA Federico	Honda Civic FK7	194,9
25	9 POLONI Matteo	Audi RS3 LMS	99,0

SEG. 1

1	87 PARK Junui	25.919
2	76 LEY Alex	26.009
3	7 KIM Hwarang	26.039
4	8 BALDAN Nicola	26.079
5	27 VOLT Ruben	26.147
6	44 IMBERTI Michele	26.219
7	4 TAVANO Salvatore	26.235
8	17 TAYLOR Nicolas	26.241
9	11 ROCCA Paolo	26.250
10	97 PARK Junesung	26.252
11	64 LOSONCZY Levente	26.290
12	90 BABUIN Denis	26.291
13	82 CIMENES Jacopo	26.294
14	12 COVINI Gabriele	26.375
15	67 PELLEGRINI Marco	26.395
16	5 BARBERINI Cosimo	26.472
17	77 DANOVA Federico	26.488
18	72 PELATTI Sandro	26.521
19	69 FOSSATI Tommaso	26.605
20	81 REDUZZI Damiano	26.631
21	91 MARTINEZ Luciano	26.656
22	38 BARBERI Filippo	26.699
23	3 GURRIERI Raffaele	27.003
24	24 CITERA Antonio	27.326
25	9 POLONI Matteo	49.203

SEG. 2

1	76 LEY Alex	23.743
2	4 TAVANO Salvatore	23.789
3	87 PARK Junui	23.844
4	17 TAYLOR Nicolas	23.889
5	8 BALDAN Nicola	23.916
6	11 ROCCA Paolo	23.921
7	7 KIM Hwarang	23.938
8	44 IMBERTI Michele	23.954
9	97 PARK Junesung	23.971
10	27 VOLT Ruben	23.983
11	72 PELATTI Sandro	24.026
12	12 COVINI Gabriele	24.029
13	90 BABUIN Denis	24.033
14	82 CIMENES Jacopo	24.048
15	64 LOSONCZY Levente	24.058
16	81 REDUZZI Damiano	24.080
17	67 PELLEGRINI Marco	24.121
18	91 MARTINEZ Luciano	24.146
19	38 BARBERI Filippo	24.169
20	5 BARBERINI Cosimo	24.177
21	69 FOSSATI Tommaso	24.218
22	3 GURRIERI Raffaele	24.300
23	77 DANOVA Federico	24.300
24	24 CITERA Antonio	24.518
25	9 POLONI Matteo	37.329

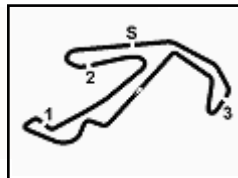
SEG. 3

1	27 VOLT Ruben	28.071
2	17 TAYLOR Nicolas	28.147
3	87 PARK Junui	28.236
4	4 TAVANO Salvatore	28.248
5	8 BALDAN Nicola	28.258
6	7 KIM Hwarang	28.268
7	76 LEY Alex	28.273
8	82 CIMENES Jacopo	28.368
9	11 ROCCA Paolo	28.376
10	69 FOSSATI Tommaso	28.381
11	90 BABUIN Denis	28.422
12	38 BARBERI Filippo	28.448
13	64 LOSONCZY Levente	28.455
14	44 IMBERTI Michele	28.462
15	97 PARK Junesung	28.521
16	72 PELATTI Sandro	28.562
17	12 COVINI Gabriele	28.614
18	67 PELLEGRINI Marco	28.630
19	5 BARBERINI Cosimo	28.657
20	3 GURRIERI Raffaele	28.756
21	81 REDUZZI Damiano	28.853
22	77 DANOVA Federico	28.863
23	24 CITERA Antonio	29.377
24	9 POLONI Matteo	41.925

SEG. 4

1	76 LEY Alex	22.081
2	7 KIM Hwarang	22.166
3	38 BARBERI Filippo	22.170
4	17 TAYLOR Nicolas	22.197
5	4 TAVANO Salvatore	22.198
6	82 CIMENES Jacopo	22.222
7	64 LOSONCZY Levente	22.232
8	8 BALDAN Nicola	22.239
9	44 IMBERTI Michele	22.247
10	27 VOLT Ruben	22.255
11	97 PARK Junesung	22.290
12	12 COVINI Gabriele	22.295
13	11 ROCCA Paolo	22.319
14	72 PELATTI Sandro	22.348
15	5 BARBERINI Cosimo	22.367
16	81 REDUZZI Damiano	22.393
17	87 PARK Junui	22.445
18	67 PELLEGRINI Marco	22.506
19	69 FOSSATI Tommaso	22.536
20	90 BABUIN Denis	22.573
21	77 DANOVA Federico	22.609
22	3 GURRIERI Raffaele	22.932
23	24 CITERA Antonio	23.753
24	9 POLONI Matteo	32.928





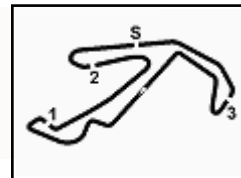
ACI Racing Weekend Misano, 4-5 Maggio 2024

TCR Italy - Ideal Time Qualifiche

Misano Circuit Sic 58 4.226 m

No. Driver	Car	Seg. 1 Diff. 1	Seg. 2 Diff. 2	Seg. 3 Diff. 3	Seg. 4 Diff. 4	Ideal Time		
						Best Lap	Pos.	Diff.
1 76 LEY A. (GBR)	Hyundai Elantra N	26.009 +0.041	23.743	28.273 +0.011	22.081	1'40.106 1'40.158	1	0.052
2 7 KIM H. (KOR)	Hyundai Elantra N	26.039	23.938 +0.112	28.268	22.166	1'40.411 1'40.523	3	0.112
3 87 PARK J. (KOR)	Hyundai Elantra N	25.919 +0.255	23.844 +0.021	28.236 +0.076	22.445	1'40.444 1'40.796	7	0.352
4 27 VOLT R. (EST)	Honda Civic FL5	26.147	23.983	28.071 +0.104	22.255 +0.043	1'40.456 1'40.603	5	0.147
5 4 TAVANO S. (ITA)	Cupra Leon VZ	26.235	23.789	28.248 +0.172	22.198	1'40.470 1'40.642	6	0.172
6 17 TAYLOR N. (CAN)	Audi RS3 LMS	26.241	23.889	28.147	22.197	1'40.474 1'40.474	2	
7 8 BALDAN N. (ITA)	Audi RS3 LMS	26.079	23.916 +0.072	28.258	22.239	1'40.492 1'40.564	4	0.072
8 11 ROCCA P. (ITA)	Honda Civic FL5	26.250	23.921 +0.133	28.376	22.319	1'40.866 1'40.999	9	0.133
9 44 IMBERTI M. (ITA)	Hyundai Elantra N	26.219 +0.111	23.954 +0.055	28.462	22.247	1'40.882 1'41.048	10	0.166
10 82 CIMENES J. (ITA)	Honda Civic FL5	26.294	24.048	28.368	22.222 +0.056	1'40.932 1'40.988	8	0.056
11 97 PARK J. (KOR)	Hyundai Elantra N	26.252 +0.189	23.971	28.521	22.290	1'41.034 1'41.223	11	0.189
12 64 LOSONCZY L. (HUN)	Honda Civic FL5	26.290 +0.167	24.058	28.455 +0.256	22.232	1'41.035 1'41.458	13	0.423
13 12 COVINI G. (ITA)	Hyundai Elantra N	26.375	24.029 +0.063	28.614	22.295 +0.493	1'41.313 1'41.869	16	0.556
14 90 BABUIN D. (ITA)	Audi RS3 LMS	26.291	24.033	28.422	22.573 +0.019	1'41.319 1'41.338	12	0.019
15 72 PELATTI S. (ITA)	Audi RS3 LMS	26.521 +0.139	24.026 +0.106	28.562 +0.126	22.348	1'41.457 1'41.828	15	0.371
16 38 BARBERI F. (ITA)	Audi RS3 LMS	26.699	24.169 +0.277	28.448	22.170	1'41.486 1'41.763	14	0.277
17 67 PELLEGRINI M. (ITA)	Audi RS3 LMS	26.395 +0.193	24.121	28.630 +0.157	22.506	1'41.652 1'42.002	19	0.350
18 5 BARBERINI C. (ITA)	Cupra Leon Competition	26.472 +0.099	24.177	28.657 +0.052	22.367 +0.099	1'41.673 1'41.923	18	0.250
19 69 FOSSATI T. (ITA)	Audi RS3 LMS	26.605 +0.062	24.218 +0.008	28.381 +0.018	22.536 +0.056	1'41.740 1'41.884	17	0.144
20 81 REDUZZI D. (ITA)	Hyundai Elantra N	26.631 +0.148	24.080 +0.065	28.853	22.393	1'41.957 1'42.170	21	0.213
21 77 DANOVA F. (ITA)	Honda Civic FK7	26.488	24.300	28.863 +0.008	22.609	1'42.260 1'42.268	22	0.008
22 3 GURRIERI R. (ITA)	Cupra Leon VZ	27.003	24.300 +0.229	28.756	22.932 +0.393	1'42.991 1'43.613	23	0.622
23 24 CITERA A. (AUT)	Honda Civic FK7	27.326 +0.048	24.518 +0.053	29.377 +0.003	23.753 +0.317	1'44.974 1'45.395	24	0.421
9 POLONI M. (ITA)	Audi RS3 LMS							
91 MARTINEZ L. (ARG)	Audi RS3 LMS		Missing Sector				1'42.152	
Overall Ideal Time		25.919	23.743	28.071	22.081	1'39.814		




ACI Racing Weekend Misano, 4-5 Maggio 2024
TCR Italy - Analisi Tempi Qualifiche

Misano Circuit Sic 58 4.226 m

1 / 3

3 R. GURRIERI (1'43.613)							
Lap	Seg.1	Seg.2	Seg.3	Seg.4	Lap Time	km/h	Local Time
1		29.349	32.698	39.476		185,9	
2	3'07.976	29.828	32.783	24.566	4'35.153P	180,6	18:37'29.128
3	27.672	24.891	29.481	23.309	1'45.353	196,0	18:39'14.481
4	27.027	24.583	29.213	22.932	1'43.755	196,7	18:40'58.236
5	27.371	24.300	29.190	41.284	2'02.145P	197,8	18:43'00.381
6	2'43.998	33.269	30.944	23.923	4'12.134P	194,9	18:47'12.515
7	27.003	24.529	28.756	23.325	1'43.613	198,5	18:48'56.128
8	27.056	27.543	35.515	24.403	1'54.517	161,2	18:50'50.645
9	27.307	24.309	29.296	23.935	1'44.847	199,3	18:52'35.492
10	27.515	24.529	32.113	24.978	1'49.135	198,2	18:54'24.627

4	26.981	24.128	28.563	22.612	1'42.284	200,0	18:38'56.212
5	27.750	24.915	29.434	33.925	1'56.024P	200,7	18:40'52.236
6	1'34.025	26.553	29.725	23.018	2'53.321P	198,2	18:43'45.557
7	26.299	24.052	28.394	22.357	1'41.102	200,7	18:45'26.659
8	26.352	24.012	28.329	22.360	1'41.053	201,1	18:47'07.712
9	28.809	25.144	29.324	34.705	1'57.982P	201,1	18:49'05.694
10	1'38.054	28.264	34.219	23.642	3'04.179P	199,6	18:52'09.873
11	26.079	23.988	28.258	22.239	1'40.564	200,7	18:53'50.437
12	26.285	23.916	28.616			201,5	

4 S. TAVANO (1'40.642)							
Lap	Seg.1	Seg.2	Seg.3	Seg.4	Lap Time	km/h	Local Time
1		27.057	31.255	24.195		197,8	
2	27.498	24.844	29.615	23.158	1'45.115	200,0	18:34'16.709
3	26.957	24.403	28.660	22.935	1'42.955	199,3	18:35'59.664
4	27.069	24.216	28.925	37.070	1'57.280P	200,0	18:37'56.944
5	2'07.533	26.084	29.966	22.771	3'26.354P	194,9	18:41'23.298
6	26.295	23.808	28.458	22.500	1'41.061	199,6	18:43'04.359
7	26.244	23.901	28.450	22.496	1'41.091	200,4	18:44'45.450
8	29.947	24.166	28.623	38.229	2'00.965P	199,6	18:46'46.415
9	1'49.343	25.499	29.136	23.955	3'07.933P	196,7	18:49'54.348
10	26.248	24.106	28.248	22.308	1'40.910	200,7	18:51'35.258
11	26.235	23.789	28.420	22.198	1'40.642	201,1	18:53'15.900
12	26.498	23.846	29.724	29.469	1'49.537C	200,7	18:55'05.437
13	36.849						

9 M. POLONI							
Lap	Seg.1	Seg.2	Seg.3	Seg.4	Lap Time	km/h	Local Time
1			37.329	41.925	32.928		99,0
2	49.203						

11 P. ROCCA (1'40.999)							
Lap	Seg.1	Seg.2	Seg.3	Seg.4	Lap Time	km/h	Local Time
1		29.766	33.016	36.376		192,5	
2	2'20.627	26.240	29.747	23.180	3'39.794P	197,1	18:36'23.082
3	26.504	24.096	29.105	22.435	1'42.140	199,3	18:38'05.222
4	26.351	23.921	28.516	22.480	1'41.268	198,9	18:39'46.490
5	26.501	23.926	32.713	25.455	1'48.595	158,6	18:41'35.085
6	26.470	24.074	29.316	34.516	1'54.376P	198,5	18:43'29.461
7	2'11.471	26.822	30.899	24.132	3'33.324P	195,7	18:47'02.785
8	28.244	24.198	29.855	22.420	1'44.717	192,9	18:48'47.502
9	26.250	24.054	28.376	22.319	1'40.999	200,4	18:50'28.501
10	26.341	24.000	31.318	24.209	1'45.868	199,3	18:52'14.369
11	26.497	24.205	28.609	22.872	1'42.183	199,3	18:53'56.552
12	26.710	24.310	33.382			191,8	

5 C. BARBERINI (1'41.923)							
Lap	Seg.1	Seg.2	Seg.3	Seg.4	Lap Time	km/h	Local Time
1		29.268	34.510	25.535		164,6	
2	26.916	24.566	29.040	22.560	1'43.082	194,6	18:34'09.215
3	26.656	24.600	29.587	42.769	2'03.612P	194,6	18:36'12.827
4	2'28.864	31.456	30.317	22.632	3'53.269P	182,4	18:40'06.096
5	26.571	24.177	28.709	22.466	1'41.923	196,7	18:41'48.019
6	26.778	26.944	32.145	22.610	1'48.477	193,9	18:43'36.496
7	26.861	24.578	29.606	42.379	2'03.424P	196,0	18:45'39.920
8	2'35.881	27.659	31.517	26.515	4'01.572P	176,5	18:49'41.492
9	26.472	24.445	28.657	22.367	1'41.941	197,1	18:51'23.433
10	26.574	24.313	30.968	22.852	1'44.707C	193,9	18:53'08.140
11	26.715	24.219	28.880	23.203	1'43.017	195,7	18:54'51.157
12	31.140	32.868					

12 G. COVINI (1'41.869)							
Lap	Seg.1	Seg.2	Seg.3	Seg.4	Lap Time	km/h	Local Time
1		26.903	30.687	23.561		194,2	
2	26.577	24.292	29.307	22.845	1'43.021	199,3	18:34'18.078
3	26.375	24.092	28.614	22.788	1'41.869	198,9	18:35'59.947
4	27.125	28.264	28.724	40.126	2'04.239P	197,8	18:38'04.186
5	2'17.037	26.307	29.366	22.295	3'35.005P	180,9	18:41'39.191
6	26.396	24.081	29.007	24.514	1'43.998	198,2	18:43'23.189
7	27.354	25.181	29.118	40.440	2'02.093P	197,1	18:45'25.282
8	1'59.180	25.116	28.791	22.802	3'15.889P	194,9	18:48'41.171
9	26.604	24.244	28.503	22.363	1'41.714C	197,8	18:50'22.885
10	26.404	24.029	28.739	22.400	1'41.572C	199,3	18:52'04.457
11	26.493	24.177	28.622	22.686	1'41.978C	198,9	18:53'46.435
12	26.975	24.477	29.065			198,2	

7 H. KIM (1'40.523)							
Lap	Seg.1	Seg.2	Seg.3	Seg.4	Lap Time	km/h	Local Time
1		27.496	31.073	23.821		190,8	
2	26.915	24.499	28.752	22.619	1'42.785	197,1	18:33'53.402
3	26.326	24.254	28.571	22.468	1'41.619	197,1	18:35'35.021
4	27.317	25.604	29.192	34.071	1'56.184P	197,4	18:37'31.205
5	2'19.283	26.396	29.984	22.822	3'38.485P	192,5	18:41'09.690
6	26.039	24.050	28.268	22.166	1'40.523	197,4	18:42'50.213
7	26.050	24.021	28.428	33.880	1'52.379P	196,7	18:44'42.592
8	1'56.431	26.037	30.279	22.475	3'15.222P	181,5	18:47'57.814
9	26.091	23.938	28.387	22.345	1'40.761	197,4	18:49'38.575
10	26.216	24.086	28.974	36.215	1'55.491P	197,4	18:51'34.066

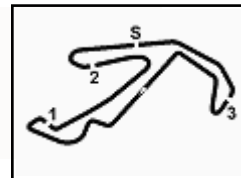
17 N. TAYLOR (1'40.474)							
Lap	Seg.1	Seg.2	Seg.3	Seg.4	Lap Time	km/h	Local Time
1		30.256	34.875	40.524		141,7	
2	2'18.394	24.928	29.011	22.965	3'35.298P	191,5	18:36'14.352
3	26.952	24.731	28.368	22.383	1'42.434	199,3	18:37'56.786
4	26.591	24.001	28.550	33.270	1'52.412P	198,9	18:39'49.198
5	1'42.062			22.302	3'02.423P	193,9	18:42'51.621
6	26.241	23.889	28.147	22.197	1'40.474	200,7	18:44'32.095
7	26.394	23.960	28.529	34.066	1'52.949P	199,3	18:46'25.044
8	1'39.247	28.135	29.420	22.419	2'59.221P	195,3	18:49'24.265
9	26.415	24.001	28.339	22.255	1'41.010	200,4	18:51'05.275
10	26.441	24.005	28.637	32.558	1'51.641P	200,4	18:52'56.916

8 N. BALDAN (1'40.564)							
Lap	Seg.1	Seg.2	Seg.3	Seg.4	Lap Time	km/h	Local Time
1		27.106	31.776	35.431		194,6	
2	1'56.744	26.544	29.305	22.696	3'15.289P	198,5	18:35'32.231
3	26.641	24.050	28.578	22.428	1'41.697	200,7	18:37'13.928

24 A. CITERA (1'45.395)							
Lap	Seg.1	Seg.2	Seg.3	Seg.4	Lap Time	km/h	Local Time
1							
2	48.439	30.163	35.505	28.269	2'22.376P	155,0	18:33'00.427

03/05/2024

P = Pits In/Out - C = Lap Time Cancelled



ACI Racing Weekend Misano, 4-5 Maggio 2024

TCR Italy - Analisi Tempi Qualifiche

Misano Circuit Sic 58 4.226 m

3 / 3

10 26.032 24.402 30.024 35.683 1'56.141CP 197,8 18:51'24.664

3 44.143 25.959 32.616 23.736 2'06.454P 169,8 18:36'59.037

4 26.973 24.300 28.886 22.664 1'42.823 199,3 18:38'41.860

5 26.447 24.108 28.650 22.770 1'41.975 198,9 18:40'23.835

 6 26.593 24.149 29.873 1'54.221 3'14.836P **200,0** 18:43'38.671

7 45.612 30.406 30.760 23.058 2'09.836P 196,7 18:45'48.507

 8 26.550 24.066 28.455 **22.573** 1'41.644 199,3 18:47'30.151

 9 **26.291** **24.033** **28.422** 22.592 **1'41.338** 199,6 18:49'11.489

10 26.673 29.615 44.348 27.889 2'08.525 106,6 18:51'20.014

11 32.816 27.412 29.381 23.220 1'52.829 192,9 18:53'12.843

12 26.824 28.104 37.758 26.972 1'59.658C 151,9 18:55'12.501

13 33.400

77 F. DANOVA (1'42.268)

Lap	Seg.1	Seg.2	Seg.3	Seg.4	Lap Time	km/h	Local Time
1		28.270	33.391	25.479		181,2	
2	28.865	25.746	30.763	37.291	2'02.665P	193,9	18:34'30.770
3	2'10.144	28.777	33.733	27.500	3'40.154P	161,0	18:38'10.924
4	27.123	24.548	28.940	22.857	1'43.468	194,9	18:39'54.392
5	27.155	24.506	28.863	22.700	1'43.224	194,6	18:41'37.616
6	26.735	24.408	29.594	22.769	1'43.506	190,1	18:43'21.122
7	26.922	24.550	29.335	36.015	1'56.822P	193,9	18:45'17.944
8	2'01.275	25.553	29.357	22.787	3'18.972P	194,6	18:48'36.916
9	26.488	24.300	28.871	22.609	1'42.268	194,6	18:50'19.184
10	26.581	24.388	29.019	22.671	1'42.659	193,9	18:52'01.843
11	26.810	24.858	29.049	22.625	1'43.342C	194,2	18:53'45.185
12	27.190	30.676	36.065			160,0	

91 L. MARTINEZ (1'42.152)

Lap	Seg.1	Seg.2	Seg.3	Seg.4	Lap Time	km/h	Local Time
1							
2	1'09.840	27.398			5'04.223P	192,2	18:35'15.253
3	45.221	24.992			2'02.525P	198,9	18:37'17.778
4	26.971	24.381			1'42.946	198,9	18:39'00.724
5	26.656	24.146			1'42.251	200,4	18:40'42.975
6	28.519	25.407			3'05.798P	198,2	18:43'48.773
7	43.305	25.538			2'04.876P	199,3	18:45'53.649
8	26.767	24.219			1'42.152	199,3	18:47'35.801
9	26.657	24.170			1'42.207C	199,6	18:49'18.008
10	27.435	30.335			1'49.649C	200,0	18:51'07.657
11	26.775	24.208			1'43.658	199,6	18:52'51.315
12	26.741	24.354				199,6	

81 D. REDUZZI (1'42.170)

Lap	Seg.1	Seg.2	Seg.3	Seg.4	Lap Time	km/h	Local Time
1		30.388	33.029	26.940		193,5	
2	30.592	26.995	34.683	24.558	1'56.828	170,6	18:34'34.736
3	28.355	28.442	31.443	23.905	1'52.145	192,9	18:36'26.881
4	26.775	24.422	28.978	23.214	1'43.389	197,1	18:38'10.270
5	27.300	25.651	29.747	36.847	1'59.545P	196,0	18:40'09.815
6	2'20.141	26.194	29.819	23.944	3'40.098P	196,7	18:43'49.913
7	26.779	24.145	28.853	22.393	1'42.170	196,4	18:45'32.083
8	26.631	24.264	28.826	22.594	1'42.315C	197,1	18:47'14.398
9	26.919	24.311	28.901	22.594	1'42.725	197,1	18:48'57.123
10	27.415	25.768	32.469	24.256	1'49.908	184,6	18:50'47.031
11	26.680	24.080	28.916	22.663	1'42.339	197,1	18:52'29.370
12	31.728	33.961	35.491	23.124	2'04.304	161,2	18:54'33.674
13	26.791	32.062				114,9	

97 J. PARK (1'41.223)

Lap	Seg.1	Seg.2	Seg.3	Seg.4	Lap Time	km/h	Local Time
1							
2	2'41.064	29.826	30.880	35.959		190,5	
3	26.252	24.041	28.576	22.457	1'41.326	197,1	18:38'20.323
4	26.401	24.006	29.365	34.092	1'53.864P	197,4	18:40'14.187
5	3'30.706	31.769	34.701	25.062	5'02.238P	157,9	18:45'16.425
6	28.411	25.483	30.309	23.424	1'47.627	196,0	18:47'04.052
7	26.441	23.971	28.521	22.290	1'41.223	197,4	18:48'45.275
8	26.348	24.175	28.547	22.357	1'41.427C	198,2	18:50'26.702
9	33.214	29.522	31.281			184,9	

82 J. CIMENES (1'40.988)

Lap	Seg.1	Seg.2	Seg.3	Seg.4	Lap Time	km/h	Local Time
1		28.709	33.651	25.561		173,6	
2	28.771	25.336	30.945	33.556	1'58.608P	185,6	18:34'25.941
3	2'14.342	28.441	33.788	26.565	3'43.136P	155,6	18:38'09.077
4	26.625	24.139	28.567	22.222	1'41.553	198,9	18:39'50.630
5	26.608	24.249	28.947	22.306	1'42.110	199,3	18:41'32.740
6	26.570	24.332	28.677	22.579	1'42.158	197,4	18:43'14.898
7	26.609	24.335	28.761	32.343	1'52.048P	197,4	18:45'06.946
8	1'50.017	25.872	30.428	23.365	3'09.682P	174,5	18:48'16.628
9	26.294	24.048	28.368	22.278	1'40.988	198,9	18:49'57.616
10	26.357	24.061	28.387	22.325	1'41.130	198,9	18:51'38.746
11	26.582	24.199	31.394	24.438	1'46.613	184,9	18:53'25.359
12	27.459	25.123	32.815			168,0	

87 J. PARK (1'40.796)

Lap	Seg.1	Seg.2	Seg.3	Seg.4	Lap Time	km/h	Local Time
1		27.454	32.003	35.855		178,2	
2	2'03.970	26.054	29.939	22.874	3'22.837P	190,5	18:35'47.256
3	26.054	23.844	28.422	34.764	1'53.084P	198,2	18:37'40.340
4	3'17.562	28.955	33.288	23.784	4'43.589P	154,3	18:42'23.929
5	26.174	23.865	28.312	22.445	1'40.796	198,5	18:44'04.725
6	25.919	24.020	28.236	22.662	1'40.837	198,5	18:45'45.562
7	26.257	24.091	29.194			197,1	

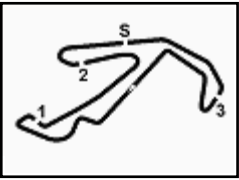
90 D. BABUIN (1'41.338)

Lap	Seg.1	Seg.2	Seg.3	Seg.4	Lap Time	km/h	Local Time
1							
2	1'10.437	27.030	33.958	2'33.418	4'44.843P	192,5	18:34'52.583

03/05/2024

P = Pits In/Out - C = Lap Time Cancelled





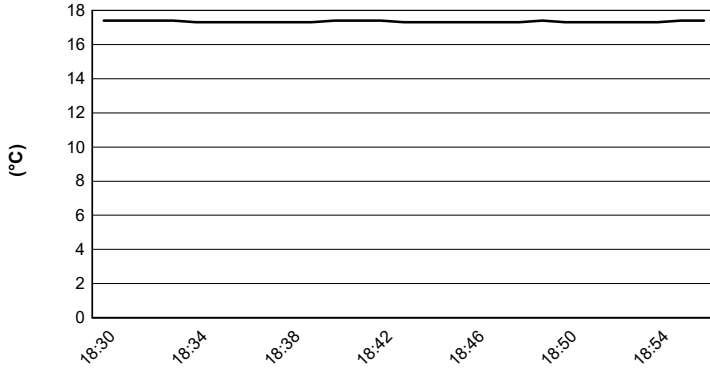
ACI Racing Weekend Misano, 4-5 Maggio 2024

TCR Italy - Meteo Qualifiche

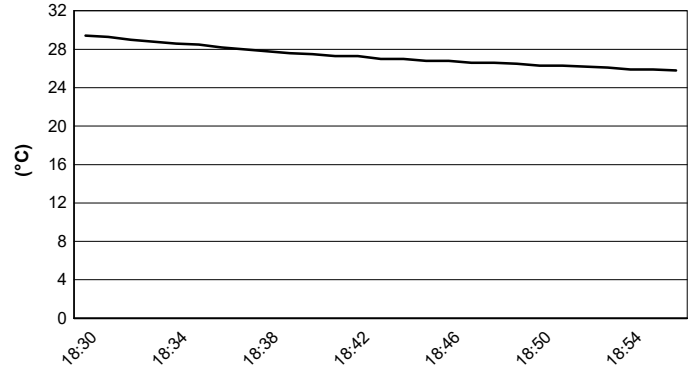
Session started 18:30 - Session ended 18:56

Misano Circuit Sic 58 4.226 m

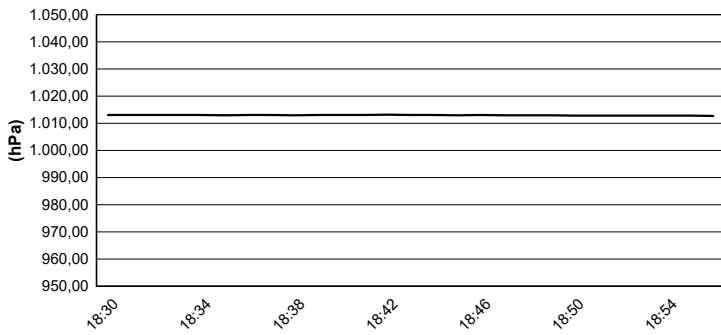
Air Temperature



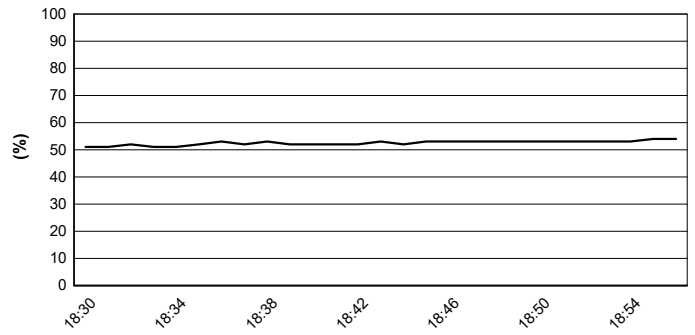
Track Temperature



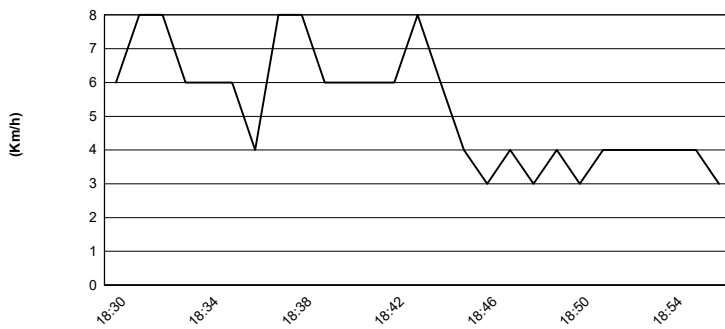
Air Pressure



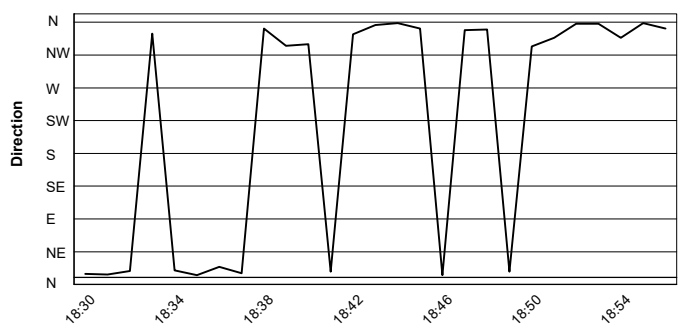
Humidity



Wind Speed



Wind Direction



03/05/2024

